



Cheyenne Heritage Quilters

Patchwork Update

June 2021



Dedicated to encouraging and broadening quilter's creativity, sharing quilting knowledge, exhibiting quilting accomplishments and contributing to the community.

Visit us online at chquilters.org or on Facebook: [Cheyenne Heritage Quilters](#)

Dear Members,

Hope this finds you all well. Spring has arrived and everyone is slowly getting vaccinated. Hopefully we will get back to normal soon! We have had a little mix up with the boy scouts at the church. It seems that they have been scheduled at the same time. Marilyn is out due to chemotherapy so they have volunteers helping do her job. We will get Allison hall on the first Monday and use a smaller room for the Board meetings. We are giving the minister a list of the dates we have reserved the church. Hopefully Marilyn will be able to come back!

Cynthia has done a great job with the quilt show and has lots of committees working hard! She still needs all of our help so make sure to sign up! Just a reminder, the show is on August 12, 13, and 14 so mark your calendars!

The Art Walk is June 10 from 5:00 pm to 8:00 pm. We have been asked to participate so ladies, let's get out and show off our many talents! Carole Gardner and I will be hand quilting.

The program for June is Kelly Gallagher-Abbott. We will be taking her to dinner at 5:00 at Guadalajara on Lincolnway. If you would like to join us for dinner, call Debbie Baldwin so we have room for everyone. Debbie has a lot of really exciting programs lined up for us this year. Hope you all come to enjoy them!

Deb O'Grady

Past and Present President

2021 CHQ Board Members

President:	Deb O'Grady
Vice Pres:	Debbie Baldwin
Secretary:	Mary Ellen Little
Treasurer:	Donna Dolan
Quilt Show Chair:	Cynthia Helmer
Greeter:	Sue Capozella
New Members:	Helen Jarvis
Librarian:	Joyce Holub
Programs:	Debbie Baldwin
Newsletter:	Angela McPherson Di Wilsey Geer
Photographer:	Di Wilsey Geer
Webmistress:	Judy Gilmore
Facebook:	Angela McPherson Di Wilsey Geer
Round Tuit:	Di Wilsey Geer
Community Quilts:	CHQ Members
- Quilter/Coordinator:	Donna Dolan
- Distribution:	Char Nolan

Quilter's News/Updates

August 2021 Quilt Show

Thursday, Aug. 12, 3 p.m. – 7 p.m.

Friday, Aug. 13, 10 a.m. – 7 p.m.

and Saturday, Aug. 14, 10 a.m. – 3 p.m.




Our Quilt Show Chairperson, Cynthia Helmer, is requesting the following positions to be filled to assist with the August Quilt Show:

*See page 14 for more information about the Quilt Show Boutique.



Advertising	Puts advertisements in the paper and Traders near August
Vendors	Ask quilt shops in the area to buy a booth to sell their goods

Do you have plastic hangers with the clips on them laying around your house? CHQ is willing to take them off your hands. Please donate them during our monthly meetings to help hang quilts during the quilt show.



IF YOU NEED MORE
QUILT RAFFLE
TICKETS CONTACT
DI.

Club Calendar Reminders

June 7, 2021 @ 7 p.m. – Club Meeting (bring Not so Attractive Fat Quarter for future activity if you haven't already and if you wish to know how to quilt your quilt top bring that too for the program)

June 21, 2021 @ 6 p.m. – Quilt Show Meeting

June 21, 2021 @ 7 p.m. – Board Meeting

* July 6, 2021 @ 7 p.m. – Club Meeting

(*Note: this is a Tuesday not our normal Monday meeting due to the holiday)

August 9, 2021 – Call for Quilts (for Quilt Show)

August 12-14, 2021 – Quilt Show

September 11, 2021 – Quilt as You Go “Starburst” class by Daenette More at Little Bear

Visit us on Facebook: [Cheyenne Heritage Quilters](#)



Community Quilts



May Distribution of Community Quilts

We had so many quilts handed in at our meeting May 3rd, I had Char pick them up! There may be more by end of month when she usually receives them. **30** is our biggest month that I remember! And there are more that need finishing.

Thanks to all you members who took time to make extra baby quilts when asked, the new members who are donating for the first time, and for you who are clearing out your stash! Wow!

THANKS to ALL of you!

Donna D.



Community Quilts Accepted Sizes

- Baby: 42 by any size
- Lap/Youth: 45 or more by anything but less than twin
- Twin: 63 by 87
- Double: 78 by 87
- Queen: 84 by 92
- King: 100 by 92



7
Twin Quilts
Donated

8
Baby
Quilts
Donated



8
Lap
Quilts
Donated



Below are some specialty quilts & pillowcases.
Top quilt was hand quilted with possible feed sack material. The bear quilt could be for a child or wall hanging. The bottom quilt is worthy of raising \$\$\$



CHQ Upcoming Programs

Point of Contact: Debbie Baldwin

- 🧵 June 7, 2021 – “It’s All About the Quilting” by Kelly Gallagher-Abbott
 - 🧵 Free for members and \$5 for non-members
 - 🧵 Anyone who wants help with their quilt top You can send her a photo using kelly@jukeboxquilts.com and bring it to the meeting and she will assist you.



- 🧵 July 6, 2021 – “Ice Cream Social & UFO Night”
 - 🧵 Bring a quilt/project you need help with & your favorite ice cream topping
- 🧵 August 2, 2021 – “Demoing a New Bag Project” by Kara Enyeart (Quilt Essentials)
- 🧵 September 7, 2021 – “Combining Machine Embroidery and Quilting” by Penny Olive
- 🧵 October 4, 2021 – “Cindy Paul and Jean Korber’s Trunk Show”
- 🧵 November 2, 2021 – “Table Top Demonstrations” by local CHQ Members
 - 🧵 If you have a quick demonstration you would like to add contact Debbie
- 🧵 December 7, 2021 – “Christmas Party & Gift Exchange”
 - 🧵 Not So Attractive Fat Quarter Activity Reveal

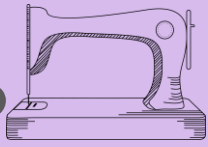
CHQ invites members to participate in the “The Gift that Gives Back”



“The Gift that Gives Back”
We all may have heard that saying that there is no such thing as ugly fabric. However, we all have seen some or have some fabric in our stash that, in our opinion, disputes that very statement! Join in the guild’s FUN factor by bringing one “not so attractive” (that’s politically correct for ugly) fat quarter to the **June 7, 2021** meeting. Please pin an address label or a piece of paper with your name onto the fat quarter. If you are unable to attend that meeting and still want to participate, email Di at quilttherapy@gmail.com to make delivery arrangements. We’ll announce the details of this FUN activity at the June meeting. The more the merrier, quilters. This is one guild activity that you’ll want to be a part of!
Di

2nd CHANCE: If you forgot your “Not So Attractive” fat quarter last month you have one more chance to participate. Bring it to the June Club Meeting. You won’t want to miss this... it will be part of December’s Program.

MISS DAISY QUILT AS YOU GO



[taught by Daenette M.]

{Point of Contact: Deborah Baldwin}

Quilt As You Go Class

Limit of 20 People

When: September 11, 2021

Time: 9 a.m. to 4 p.m.

Where: Little Bear Restaurant

Who: CHQ Members \$ 30;
Non-Members \$35

For more details contact
Deborah Baldwin



Miss Daisy Quilt Pattern

By Moncia Poole

Purchase your pattern at the link below:

<https://www.patternpoole.com/product-page/miss-daisy-qayg-print-sew-pdf-pattern>

BLUE DOOR ARTS

Georgia Rowswell - Studio

Join the Cheyenne Art Walk with "Blue Door Arts" owned by Georgia Rowswell.

Georgia is looking for some CHQ members to display both Quilts and the art of making the quilts as a live display for the public to view.

When: June 10, 2021 from 5 p.m. – 8 p.m.

What: Historical Quilts and how they are made (Examples: Hand quilting, Red work, hand applique...)



Point of Contact: Carol Gardner

<http://www.cheyenneartwalk.com/locations/>



Denim Quilts

Presented by JoEllen Mass and CHQ Members



JoEllen Mass presented Denim Quilts. She told us how she seam rips all the jeans she works with and incorporates them into her quilts. She had piles of jean scraps to show as examples of what she works with. Sometimes she puts little labels in the pockets. Although she sadly admitted she never found cash in any of the jeans she ripped. She did, however, point out that you should save every part of the jeans because you may find a surprise in the design and it can make your quilt even more special (hence the reason she seam rips vs cutting). Don't forget to use those special pants with flowers and stripes. It makes the quilt so colorful and you can play the "Guess What Decade" the jeans were from. JoEllen recommends that you use a jean or twill material on the back so it can be used as a utility quilt and easy to brush off all the grass and dirt when used outside. Although mink and fleece are soft grass and dirt likes to stay put on them. Thank you JoEllen for sharing your Denim Quilts and your methods. These are wonderful memory quilts.





Denim Quilts Presented by JoEllen Mass and CHQ Members



Donna D.



Donna D.



Carolyn M.



Sylvia G.



Ione P.



Gwen H.



Carole G.



Show and Tell went LIVE for May



Left and below: Debbie B. presented a fun color version of the Hunter Star quilt. Then she showed off by showing her Christmas Tree panel quilt. You can never be too early as a quilter.



Left: Another show off. Just kidding. Angela is just late... but she did finish this Round Tuit quilt for her daughter Autumn. Autumn wanted a winter quilt and now it is ready for Winter 2021. This was called the Winter Star by MSQC.

Right: Di finished a Community Quilt top. This was a precut kit from the Community Quilt wagon. If you want to participate please pick up a kit to piece, a top to quilt, or a quilt to bind.





Show and Tell

Continued



Below: Gwen H. presented four wonderful quilts to be given to the Community Quilts. So many CHQ members stepping up. Thank you Gwen.



Above: Dawn W. finished three Round Tuit tops. Way to knock them out!



Show and Tell

Continued



Cynthia was proud to show off her beautiful strip fabric jacket along with all the baby quilts she made and gave to the CHQ Community Quilts. It's people like Cynthia that help make our quilt programs successful. Thank you for all your hard work and beautiful quilts.



May's Guests:
Shelby Carlson
Peggy Jorgensen
Heather Haas

Show and Tell

Continued



Left: Sue F. couldn't quite leave us yet. She brought her last quilt to her last CHQ meeting called the Spectacular Savannah quilt for our eyes to glaze on. Sue wanted to share her new address with the guild:

Sue Frerich

3447 Don Lorenzo Drive

Carlsbad CA 92010

We sure are going to miss you Sue!

Right: Sue brought her guest, Peggy J., who was helping her pack her sewing room for the big move. Peggy told us how a fellow quilting member of her guild had passed away and many of her quilts were put up for purchase. Peggy was lucky to purchase this Celtic Knots quilt and finish it. What a great way to treasure a sweet memory of a quilter's quilting friend. Thank you Peggy for sharing your friend's quilt and helping one of our CHQ members move.



Above and Right: Sylvia G. wasn't able to bring her wall art quilt and large quilt but still was able to show off her work through printed versions. Love the dogs Sylvia!



Show and Tell

Continued



Left: Mari H. showcased her beautiful North American Bear Paw quilt. Such a vision. She even showed a few CHQ members after the meeting how she did the flange quilt binding.

Di found a YouTube clip if you want to learn how to make flange quilt binding.

[https://quiltingwithlori.com/2019/03/26/make-flange-quilt-binding./](https://quiltingwithlori.com/2019/03/26/make-flange-quilt-binding/)

Right: JoEllen M. made a Log Cabin quilt to donate to the Community Quilts.

Someone special is going to love JoEllen's quilt.

Thank you JoEllen for being such a delight during your presentation of Denim quilts and gifting this beautiful quilt to the Community.





CHQ Block of the Month



June 2021 BOM: Snowball Variation



Remember to share your block. No one shared their block from last month. If you don't like the block, we'll join us anyway and replace the block with another 9 1/2-inch block. Try a block you always wanted to try!

COMING UP NEXT FOR
June's BOM...

Greek Square



Directions can be found on
Facebook: Cheyenne Heritage Quilters
<https://www.facebook.com/groups/151036836442>



CHQ Quilting Tips



Quick Quilting tip from the Newsletter Editor:



Try piecing together new blocks... the ones you always wanted to try but were a little worried it was too hard or you already had enough quilt projects going on. Just try the one block.

- ————— Make a purse with your tested block(s)
- ————— Make a few blocks add borders and turn it into a community quilt
- ————— Make a quilt wall hanging out few blocks or one large block
- ————— Make a coaster for your table or a pot holder
- ————— Make an item out of the tested block for the Quilt Show Boutique
- ————— Get some friends together and make a few orphan blocks and share with each other. Doesn't have to be the same block... just the same unfinished size



Quilt Show Boutique



At the June meeting we will have all information ready to distribute including dates & location for drop off of items for sale and tags for members to do their pricing before drop off. Members donating will determine the price of the items. If you are uncertain about pricing please ask members with experience in boutique sales. We will have help available with pricing at the June meeting.

The options on the split are:

- 1.) 75% to person donating, 25% to CHQ

Or

- 2.) if you wish, 100% to CHQ.



More details, including information on how to sell a quilt that is being exhibited will be available at the June meeting.



As in the past, we are asking for donations for baked items to sell in the boutique. Those food items are given out of your kindness, 100% of the proceeds to CHQ and will need to be securely wrapped. You need not price those items—they will be priced by boutique workers. We will pass a schedule in July asking members to sign up to work in the boutique.

Thank you in advance to all members bringing items for sale in the boutique.

Kathy Holt & Char Nolan
Boutique Co-Chairs



CHQ Quilting Fun

Where to Hide the Fabric



M
C Q E
R Q V T C
C S E S E Z H
S E J S W F J X A
E L I R E R A C V R N
S I A E A E B E R E L V I
R T P Y H S A X S W D O I R C
U G S R Q U T B G A M A R N N G R
P N L D S O H Z A R O X R R A A E C O
D I E S T H T A B D S I O A U D E I N V O
L L S E Y S U Z H E X E C B C N L R W P C I M
O I N H E D B Z S L L D X D E F D A R E R R L T X
C E F T M N C U A B Q T H O F N O E U T S S E E O J Z
T C Y O I E K F R A V O D H B X I K R N E E E S D D S Q F
R Z N L R I L F T T E Y M H X L D H N C D S S X Y E N N E J A
J C E R T X E E O C T A B H A E C U O R O A O N F R U U T
D F M D N G C H H N H F Q R H A R U Y L C B Y W R D A
D U E E A E A G F A I G E S M T C B C W E U I Q Y
E V S S P E B C D Y D R Z G J H A H O O W W U
B T A R D A I M F M E B N A D S C L H D J
T S B P O B N G V C A I Y P K R L S V
S T E A O J E H Y T W N V E U I G
E G H E F C T T O E A X T H P
U J T Q Q X P A S D Y S C
G G N N I M T D I Z S
R U I C E T C O G
E T Z N I L D
D K I C T
N J H
U



Play at the following link. Answers are on Advertisement Page.
<https://mywordsearch.com/487079/CHQ-Where-to-Hide-Fabric>

WORD LIST:

- ATTIC
- BATHTUB
- CEILING TILES
- CHURCH CLOSET
- CLOTHES DRYER
- DRESSER DRAWERS
- FILE CABINET
- FOOD PANTRY
- FRIEND'S HOUSE
- GYM BAG

- HANGERS
- IN EMPTY CERERAL BOXES
- IN THE BASEMENT
- LAUNDRY BASKETS
- LINEN CLOSET
- MECHANIC ROOM
- OLD PURSES
- PILLOW CASES
- SECRET HIDE AWAYS
- SEWING MACHINE BOX

- SHED
- SHOE BOXES
- TOY CHEST
- TRASH BAGS
- TRUNK OF CAR
- UNDER COUCH
- UNDER GUEST BED
- UNDER PIANO
- UNDERWEAR DRAWER
- VEGETABLE DRAWER



Advertisements




Around the Block QUILT SHOP

Monday through Saturday, 10 a.m. - 6 p.m.

453 Vandehei Ave, Suite 120 - Cheyenne, WY 82009
307-433-9555

*Just off Exit 13 (Vandehei), on the east side of Interstate-25,
in the corner (the elbow, actually) of the mini-mall.
Look for fabric in the window.*

Welcome to
Around the Block Quilt Shop
Have Fun and Make Something Beautiful

aroundtheblockquilts.com

LONGARM OF THE WEST CUSTOM QUILTING, LLC CHEYENNE, WYOMING



**ADDED A NEW MACHINE
TO GO ALONG WITH MY
LONGARM QUILTING.
MEET VENTURE**

I just finished
digitizing a puppy
from a photo of her
puppy.



I can do jackets, hats, T-shirts
with your business logo. Also monograms
on napkins, towels,
and so much more

I will pickup and deliver
within a 50 mile radius.
Ship me a quilt and I will
pay for the shipping back.

Send me an email or text my
phone 308-641-8638

Check out my Web Page.


Mother's day just around the
Corner. I added another
machine to my shop. An
inspiration to my crafting
personality.



Photo on one
side and saying
on the other.
Microwave &
Dishwasher Safe

BERNINA AUTHORIZED DEALER!

made to create



**Long Arms,
Quilters,**



**Embroidery,
& Sergers!**




JANOME AUTHORIZED DEALER

We Repair ALL Brands

Sewing Center www.SewCenter.com
of Cheyenne 1511 Logan Ave.
307-778-2717

Answer Key



CHQ Membership

2021



Please send your dues of \$20 and the membership form listed in the newsletter to CHQ, P O Box 21194, 82003. THANK YOU!

Donna Dolan, Treasurer



CHEYENNE HERITAGE QUILTER REGISTRATION FORM

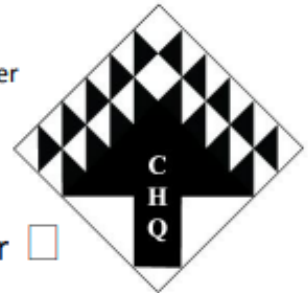
Year _____

Please fill out and submit with \$20.00 to:

Cheyenne Heritage Quilters; P.O. Box 21194; Cheyenne, WY 82003; Attn: Treasurer

Your membership is valid from January through December

Please fill out the entire form, even if there were no changes from last year.



Renewal Membership

New Member

Please Print

Name _____

Mailing Address _____

Home Phone _____ Cell Phone _____

Email _____

CHQ's monthly newsletter is online at chquilters.org. Check here if you do not have access to the internet.

_____ Office Use _____

Amount Paid: _____ Cash _____ Check number: _____

Guest Policy

Please invite your friends to attend our meetings. All skill levels and non-quilters are welcome. Non-members may attend two meetings for free unless we have a paid guest speaker, then guests are asked to pay a \$5 fee. On the third and subsequent meetings, the non-member must pay \$2 unless membership dues are paid.

Advertisements & Articles for Newsletter

Ads and articles must be quilt, craft or sewing related. They must be "copy" ready. The newsletter editor is not responsible for typing your information. Ad size is 3.5" wide x 4.5" tall.

Articles for the Newsletter can be e-mailed to quiltingfriends307@yahoo.com no later than the 3rd Wednesday of each month.

Cell Phones:

We ask that cell phones be silent or off and that emergency conversations be held out of the meeting room.

Meeting Schedule

We meet at the First United Methodist Church, 108 E. 18th St. on the first Monday of each Month starting at 7 pm. Please view the newsletter for exact meeting times and programs. During the meetings you will have access to our Library.

Show & Tell Guidelines

Show one or more projects. Please share information regarding each piece.

How to Reach Us

Website: www.chquilters.org

Facebook at Cheyenne Heritage Quilters

(<https://www.facebook.com/groups/151036836442851>)

E-mail: info@chquilters.org

Mailing address:

**Cheyenne Heritage Quilters
PO Box 21194
Cheyenne WY 82003**